



# WHAT WE OFFER

**COMPLETE LINE OF PROXIMITY PROBES AND RELATED HARDWARE, COMPATIBLE WITH ALL STANDARD CONDITION MONITORING SOFTWARE**

CTC offers a complete line of proximity probe systems designed, built and tested to endure prolonged use in the harshest industrial environments. PRO proximity probe systems are available in FFv, 8 mm, 11 mm, and 25 mm systems. The variety of probe sizes offered allows for accurate and precise machinery measurements for applications involving radial dynamic, axial rotor position, 4-20 mA, and thermal case expansion measurements. Complete PRO Proximity Probe Systems are compatible with **all standard condition monitoring software**, including Bentley Nevada® software.

## PROBE TIP FEATURED OPTIONS:


- ▶ FFv, 8 mm, 11 mm, and 25 mm
- ▶ Standard cable and armor cable
- ▶ AISI 316L stainless steel probe case material



## PROXIMITY PROBE ACCESSORIES:



**ENCLOSURES**  
1-6 channels



**MOUNTING  
BLOCKS**



**MOUNTING  
BUSHINGS**



## COMPLETE YOUR PROXIMITY PROBE ASSEMBLY: DRIVERS

- ▶ FFv, 8 mm, 11 mm, and 25 mm
- ▶ BNC isolated output
- ▶ 4-20 mA or voltage terminal block output



## EXTENSION CABLES

- ▶ Standard cable and armor cable



**REVERSE MOUNT  
HOUSING**

# PROXIMITY PROBE MOUNTING OPTIONS

LEARN ABOUT THE THREE MAIN WAYS TO MOUNT PROXIMITY PROBES


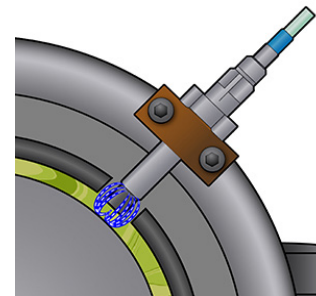
## 1. INTERNAL MOUNTING:

Internal mounting refers to the mounting of eddy current probes completely inside the machine or bearing housing with **PRO Line DM902** series brackets (or with custom-designed and manufactured brackets). Internal mounting allows the probe to measure the shaft surface, minimizes installation costs, and offers very precise measurement of the shaft position and vibration.




## 2. THROUGH MOUNTING:

Through mounting, also known as 'internal / external' mounting, is where the probe is mounted through the bearing casing using a mounting adapter bushing like **PRO Line DM901 and DM903**, and the casing is counter bored to prevent the probe from side sensing or providing false readings from the bearing housing. This allows external access to the probe while also allowing the probe tip to be internal to the bearing housing or machine.



## 3. REVERSE MOUNT HOUSING:

External proximity probe mounting is typically used when other methods are not available. Special care must be given to the quality of the shaft surface, and mechanical protection of the exposed probes and cables is required. This method offers a easy access to the probes and low installation costs. However, exposed areas of the shaft may experience scuffing, scratching or rust which limits the measurement quality of the probes.



# PRO LINE HIGHLIGHTS

**THE PRO LINE OF PROXIMITY PROBES FEATURES CTC'S BEST-IN-CLASS CONSTRUCTION, OFFERINGS AND WARRANTY. SEE WHY CUSTOMERS PURCHASE PRO LINE PROXIMITY PROBE PRODUCTS TIME AND TIME AGAIN:**



## FASTER LEAD TIMES

- ▶ Standard 10 day lead time



## ENHANCED DURABILITY

- ▶ AISI 316L stainless steel probe case
- ▶ IP68 rated
- ▶ Aluminum driver case design ensures robust driver mounting



## DRIVER CALIBRATION OPTIONS TO A VARIETY OF TARGET MATERIALS

- ▶ 4140 Steel
- ▶ 420 Stainless Steel
- ▶ AL7075-T6
- ▶ 17-4 Stainless Steel
- ▶ 360 Brass Alloy



## COMPREHENSIVE OFFERINGS:

- ▶ FFv, 8 mm, 11 mm, 25 mm options
- ▶ Variety of thread sizes
- ▶ Intrinsically safe options
- ▶ Mounting hardware, enclosures and drivers



## BUILT TO LAST. PROTECTED FOR LIFE.

ALL PRO PRODUCTS ARE BACKED BY A LIFETIME WARRANTY ON MATERIALS AND WORKMANSHIP.

# HAVE THE CONFIDENCE OF A PRO

## PROXIMITY PROBE COMPARISON

SPECIFICATION FEATURE	COMPETITORS' PROBES	PRO PROXIMITY PROBES
<b>WARRANTY</b>	<i>Three year limited warranty</i>	<b>Lifetime warranty on materials and workmanship</b>
<b>LEAD TIME</b>	<i>Weeks</i>	<b>Days</b>
<b>PROBE CASE MATERIAL</b>	<i>AISI 304 stainless steel</i>	<b>AISI 316L stainless steel</b>
<b>PROBE TIP RATING</b>	<i>Specialty probes needed</i>	<b>IP68</b>
<b>PROBE TIP PRESSURE RATING</b>	<i>Sealing material consists of a Viton® O-ring. Probes are not pressure tested prior to shipment</i>	<b>Viton® O-ring seal tested to 100 psi. Probes are not pressure tested prior to shipment</b>
<b>CABLE JACKET</b>	<i>Tears through when pulling through conduit</i>	<b>Thicker cable jacket for increased durability when pulling through conduit</b>
<b>REVERSE MOUNT FFv PROBE OPTIONS</b>	<i>3/8-24 thread, M10x1 thread</i>	<b>1/4-24 thread, 3/8-24 thread, M8x1 thread, M10x1 thread</b>
<b>TEMPERATURE RATINGS</b>	<i>-51 °C to 177 °C (-60 °F to 350 °F)</i>	<b>-51 °C to 177 °C (-60 °F to 350 °F)</b>
<b>LINEAR RANGE 5 mm (FFv)</b>	<i>10 - 70 Mils (60 Mils)</i>	<b>10 - 70 Mils (60 Mils)</b>
<b>LINEAR RANGE 8 mm</b>	<i>10 - 90 Mils (80 Mils)</i>	<b>10 - 90 Mils (80 Mils)</b>
<b>LINEAR RANGE 11 mm</b>	<i>20 - 180 Mils (160 Mils)</i>	<b>20 - 180 Mils (160 Mils)</b>
<b>RECOMMENDED GAP 5 mm FFv PROBE</b>	<i>40 Mils</i>	<b>40 Mils</b>
<b>RECOMMENDED GAP 8 mm PROBE</b>	<i>50 Mils</i>	<b>50 Mils</b>
<b>RECOMMENDED GAP 11 mm PROBE</b>	<i>100 Mils</i>	<b>100 Mils</b>

# HAVE THE CONFIDENCE OF A PRO

## PROXIMITY PROBE DRIVER COMPARISON

SPECIFICATION FEATURE	COMPETITOR'S DRIVERS	PRO PROX PROBE DRIVERS
<b>WARRANTY</b>	<i>Three year limited warranty</i>	<b>Lifetime warranty on materials and workmanship</b>
<b>LEAD TIME</b>	<i>Weeks to months</i>	<b>10 days</b>
<b>DRIVER OUTPUTS</b>	<i>Terminal block</i>	<b>BNC isolated output and terminal block</b>
<b>DRIVER INPUT CONNECTIONS</b>	<i>Spring cage connections</i>	<b>Four position, screw clamp, pluggable terminal block</b>
<b>4-20 mA GAP DRIVER</b>	<i>Not available</i>	<b>FFv, 8 mm, 11 mm, 25 mm</b>
<b>4-20 mA RADIAL AND AXIAL DRIVER</b>	<i>Probes only</i>	<b>FFv, 8 mm, 11 mm, 25 mm</b>
<b>4-20 mA SPEED DRIVER</b>	<i>Not available</i>	<b>FFv, 8 mm, 11 mm</b>
<b>ROBUST DRIVER MOUNTING</b>	<i>Plastic mounting hardware</i>	<b>Aluminum mounting hardware</b>
<b>MATERIAL SPECIFICATIONS</b>	<i>4140</i>	<b>Standard offerings of: 4140, 17-4, 420, 360, 7075</b>
<b>4-20 mA RADIATED IMMUNITY*</b>	<i>Maximum current increase of 54.38% of 16 mA current range</i>	<b>Maximum current increase of 3.13% of 16 mA current range</b>
<b>TEMPERATURE RATINGS</b>	<i>-51 °C to 177 °C (-60 °F to 350 °F)</i>	<b>-51 °C to 177 °C (-60 °F to 350 °F)</b>
<b>FREQUENCY RESPONSE 5 mm</b>	<i>0 - 10 kHz: +0, -3 dB typical with up to 1000 ft of field wiring</i>	<b>0 - 10 kHz: +0, -3 dB typical with up to 1000 ft of field wiring</b>
<b>FREQUENCY RESPONSE 8 mm</b>	<i>0 - 10 kHz: +0, -3 dB typical with up to 1000 ft of field wiring</i>	<b>0 - 10 kHz: +0, -3 dB typical with up to 1000 ft of field wiring</b>
<b>FREQUENCY RESPONSE 11 mm</b>	<i>0 - 8 kHz: +0, -3 dB typical with up to 1000 ft of field wiring</i>	<b>0 - 8 kHz: +0, -3 dB typical with up to 1000 ft of field wiring</b>

\* tested frequencies of 103 MHz - 180 MHz

# YES, IT'S COVERED!

At CTC, we understand that predictive maintenance is vital across a wide array of industrial applications. That's why we've developed the industry's most durable and reliable line of proximity probe systems including proximity probes, cables, drivers, enclosures, mounting hardware and accessories, all compatible with any standard condition monitoring software.

For more than a quarter of a century, CTC has stood behind its promise to bring you the best industrial solutions to simplify 24/7 protection of critical machinery and applications, designed to withstand long term use in the harshest industrial environments.

We're so proud of our **PRO Proximity Probe Systems**, which is why we back our products with the industry's best-in-class Lifetime Warranty on materials and workmanship.

***All PRO products are backed by a lifetime warranty on materials and workmanship.***

***Faulty Materials?*** Covered.

***Faulty Workmanship?*** Covered.

***Loose Connector Assemblies or any other material or workmanship defects?*** Yes, it's covered.

We wouldn't have you do business any other way.



A handwritten signature in black ink that reads "Todd Cook".

TODD COOK  
Co-owner



A handwritten signature in black ink that reads "Laura A. Cook".

LAURA COOK  
Co-owner



A handwritten signature in black ink that reads "Andrew Cook".

ANDREW COOK  
Director  
of Sales



A handwritten signature in black ink that reads "Charlotte Cook".

CHARLOTTE COOK  
Director of  
Marketing

# CONTACT CTC

*CTC IS HERE TO HELP WITH YOUR VIBRATION ANALYSIS NEEDS*

**+01 585.924.5900**

**SALES@CTCONLINE.COM**

**CONNECTION TECHNOLOGY CENTER, INC. | 7939 RAE BLVD | VICTOR, NY 14564 | USA**



**RMS**  
RELIABILITY MAINTENANCE SOLUTIONS

rms-reliability.com

info@rms-reliability.com

+44 (0)1206 791917

Icon graphics on page 2 made by Freepik, Srip, Ultimatearm, mynamepong & Good Ware from [www.flaticon.com](http://www.flaticon.com)  
Icon graphics on page 5 made by Freepik, phatplus, Good Ware, Pixel Perfect, Becris & Smartline from [www.flaticon.com](http://www.flaticon.com)